



The new degree of comfort.™



Residential Gas
Professional Classic Plus
Powered Damper Water Heaters

The energy efficient Professional Classic Plus™ Powered Damper gas water heaters meet or exceed the latest ENERGY STAR® requirements

Efficiency

- .67 - .69 EF
- ENERGY STAR® rated

Performance

- FHR: 68 - 89-gallons
- Recovery rate is up to 50.5 gallons at a 90 degree rise, depending on model

Self-Diagnostic System

- Electronic gas control for improved monitoring and service



Low Emissions

- Eco-friendly burner, low NOx design
- Meets 40 ng/J NOx requirements

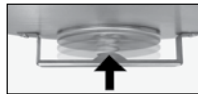
Technology

- 24 VAC flue damper, 110 VAC outlet required
- Includes 19-foot cord, 3-prong plug
- Standard Cat. I, double-wall, B-vent, 3" (4" adaptor included)




Guardian System™ & Sensor

- Exclusive air/fuel shut-off device
- Maintenance free – no filter to clean
- Disables the heater in the presence of flammable vapor accumulation



Combustion Shut-off System



Flame Arrestor Plate



Maintenance Free

Longer Life

- Rheem exclusive R-Tech (resistored) anode rod provides long-lasting tank protection

High Altitude Compliant

- Certified to 10,100 ft. above sea level (50-gallon 50K Btu/h model certified to 5,999 feet above sea level)

Plus...

- Dual certified for both potable water and space heating
- Enhanced flow brass drain valve
- Temperature and pressure relief valve included
- Low lead compliant
- Standard replacement parts

Warranty

- 8-Year limited tank and parts warranty*
- With ProtectionPlus™ the 8-year limited tank warranty becomes 12-year

*See Residential Warranty Certificate for complete information

Units meet or exceed ANSI requirements and have been tested according to D.O.E. procedures. Units meet or exceed the energy efficiency requirements of NAECA, ASHRAE standard 90, ICC Code and all state energy efficiency performance criteria.



2 ProClub POINTS

Professional Classic Plus Powered Damper

38, 40 and 50-Gallon Capacities
Up to 50,000 Btu/h
Natural and LP Gas



LEED Point = 1

myrheem.com/proclub

See dimensions chart on back.



INTEGRATED HOME COMFORT



The new degree of comfort.™

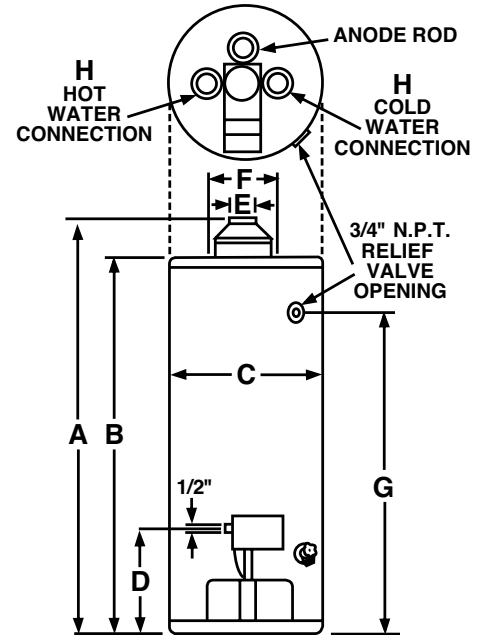


Residential Gas
Professional Classic Plus
Powered Damper Water Heaters

Professional Classic Plus™ Heavy Duty Atmospheric Specifications

TYPE	GAL. CAP.	MODEL NUMBER	FEATURES					ROUGHING IN DIMENSIONS (SHOWN IN INCHES)										ENERGY INFO.	
			GAS INPUT IN THOUS. BTU/H		RECOVERY IN G.P.H. 90° RISE		FIRST HOUR DEL. G.P.H.	HT. TO VENT A	TANK HT. B	DIAM. C	HT. TO GAS CONN. D	VENT SIZE E	WATER CONN. CNTR. F	HT. TO SIDE T&P VALVE G	WATER CONN. SIZE H	SHIP. WT. (LBS)	ENERGY FACTOR		
			NAT.	LP	NAT.	LP	NAT.									NAT.	LP		
Tall	38	PRO+G38-40N RH69 PD	40		40.4		68	62-3/4	57-3/4	19-3/4	14	3 or 4	8	52-1/4	3/4	140	0.69		
Tall	38	PRO+G38-36P RH69 PD		36		36.4		62-3/4	57-3/4	19-3/4	14	3 or 4	8	52-1/4	3/4	140		0.69	
Tall	50	PRO+G50-40N RH67 PD	40		40.4		84	63	58	21-3/4	14	3 or 4	8	52-1/2	3/4	160	0.67		
Tall	50	PRO+G50-36P RH67 PD		36		36.4		63	58	21-3/4	14	3 or 4	8	52-1/2	3/4	160		0.67	
Tall	50	PRO+G50-50N RH67 PD	50		50.5		87	63-1/2	58	21-3/4	14	4	8	52-1/2	3/4	160	0.67		
Short	40	PRO+G40S-40N RH67 PD	40		40.4		72	55-1/2	50-1/2	21-3/4	14	3 or 4	8	44	3/4	140	0.67		
Short	40	PRO+G40S-36P RH67 PD		36		36.4		55-1/2	50-1/2	21-3/4	14	3 or 4	8	44	3/4	140		0.67	
Short	50	PRO+G50S-40N RH67 PD	40		40.4		89	55-1/2	50-1/2	23-3/4	14	3 or 4	8	44	3/4	160	0.67		
Short	50	PRO+G50S-36P RH67 PD		36		36.4		55-1/2	50-1/2	23-3/4	14	3 or 4	8	44	3/4	160		0.67	

Energy Factor based on D.O.E. (Department of Energy) test procedures.



In keeping with its policy of continuous progress and product improvement, Rheem reserves the right to make changes without notice.

Rheem Water Heating • 101 Bell Road
Montgomery, Alabama 36117-4305 • www.rheem.com



INTEGRATED HOME COMFORT